

Electronic housing - ME MAX 35 2-2 KMGY - 2713670

Please be informed that the data shown in this PDF Document is generated from our Online Catalog. Please find the complete data in the user's documentation. Our General Terms of Use for Downloads are valid (<http://download.phoenixcontact.com>)



Electronic housing consisting of: Housing shells left and right, 2x front plate, 2x transparent cover, intermediate element, metal foot catch and spring, open housing, 24-pos. (8 x 3 pos.), width: 35 mm, color: Light gray

The illustration shows the version ME MAX 35 3-3 KMGY with DIN rail connector plugged in

Product Features

- Labels for additional labeling as an option
- DIN rail bus connector as an option
- Plug-in connection with screw, spring-cage or fast connection technology
- Large front surface for high-pos. plugs or operating and setting elements
- Large PCB surface despite compact housing dimensions
- The fitted cover is easy to adapt and print
- Easy module replacement without interrupting the contact chain
- Fixed or plug-in connection technology can be combined on up to three connection levels, with different pitches
- Functional earth ground contact as an option
- Transparent front cover can be swiveled



Key commercial data

Packing unit	1 1
Minimum order quantity	10 1
Weight per Piece (excluding packing)	75.51 GRM
Custom tariff number	85369010
Country of origin	Germany

Technical data

General

Housing type	Complete housing
Housing material	Polyamide

Electronic housing - ME MAX 35 2-2 KMGY - 2713670

Technical data

General

Color	light gray
-------	------------

Ambient conditions

Ambient temperature (operation)	-40 °C ... 105 °C
---------------------------------	-------------------

Dimensions

Length	99 mm
Constructional height	114.5 mm
Width	35 mm

Technical data

Inflammability class according to UL 94	V0
Power dissipation at 20°C in the horizontal mounting position	7.9 W 16.3 W
Number of positions	24

Classifications

eCl@ss

eCl@ss 4.0	27180401
eCl@ss 4.1	27180401
eCl@ss 5.0	27180506
eCl@ss 5.1	27180506
eCl@ss 6.0	27180802
eCl@ss 7.0	27182702
eCl@ss 8.0	27182702

ETIM

ETIM 2.0	EC001031
ETIM 3.0	EC001031
ETIM 4.0	EC001031
ETIM 5.0	EC001031

UNSPSC

UNSPSC 6.01	31261501
UNSPSC 7.0901	31261501
UNSPSC 11	31261501
UNSPSC 12.01	31261501
UNSPSC 13.2	31261501

Electronic housing - ME MAX 35 2-2 KMGY - 2713670

Approvals

Approvals


Approvals

UL Recognized / cUL Recognized / cULus Recognized

Ex Approvals

Approvals submitted

Approval details



Accessories

Accessories

Device marking

Label sheet, DIN A4 - BMKLT 31,5X12 WH - 0813802



Label sheet, DIN A4, Sheet, white, Unlabeled, Can be labeled with: Office printing systems, Mounting type: Adhesive, Lettering field: 31.5 x 12 mm

DIN rail connector

Electronic housing - ME MAX 35 2-2 KMGY - 2713670

Accessories

Electronic housing - ME 17,5 TBUS 1,5/ 5-ST-3,81 GN - 2709561



DIN rail connector for DIN rail mounting. Universal for TBUS housing. Gold-plated contacts, 5-pos.

Filler plug

Filler plugs - ME MAX B-17,5 KMGY - 2706959



Filler plug for unoccupied terminal points, color: Light gray

Ground contact

Electronic housing - ME FE-CONTACT - 2908294



Functional earth ground contact, for intermediate elements.

PCB

Electronic housing - ME MAX LP SAMPLE MSTBO 2-2 - 2713777



PCB, for custom fitting for COMBICON connection system

Printed circuit board housing

Electronic housing - ME MAX 35 2-2 KMGY - 2713670

Accessories

Printed-circuit board connector - MSTBO 2,5/ 3-6 ST SET KMGY - 2713748



Kit consisting of COMBICON header and screw connectors for 6x3 positions (18-pos.), color: Light gray

Printed-circuit board connector - MSTBO 2,5/ 3-6 ST SET - 2707958



Kit consisting of COMBICON header and screw connectors for 6x3 positions (18-pos.), color: Green

Printed circuit board terminal

PCB terminal block - MKDSO 2,5/ 3-6 SET KMGY - 2713735



Set, consisting of orthogonal PCB terminal blocks for 6x3 positions (18-pos.), color: light gray

PCB terminal block - MKDSO 2,5/ 3-6 SET - 2707932



Kit consisting of COMBICON header and PCB terminal blocks for 6x3 positions (18-pos.), color: Green

Electronic housing - ME 17,5 TBUS 1,5/ 5-ST-3,81 KMGY - 2713645



Plug component, Nominal current: 8 A

Electronic housing - ME MAX 35 2-2 KMGY - 2713670

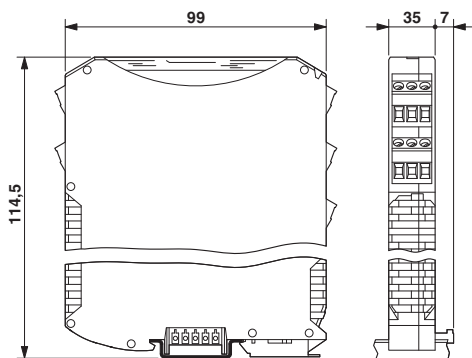
Accessories

Filler plugs - ME MAX B-17,5 GN - 2706991

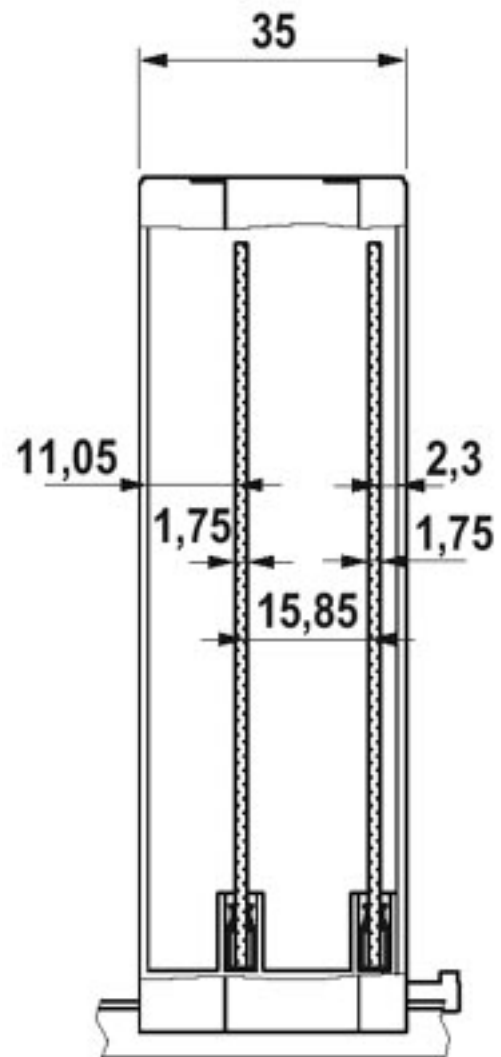
Filler plug for unequipped terminal points, color: green

Drawings

Dimensioned drawing

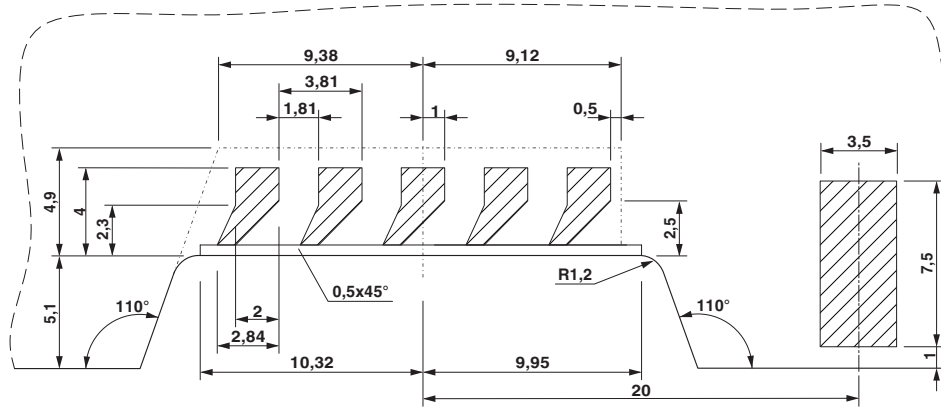


Dimensioned drawing



Electronic housing - ME MAX 35 2-2 KMGY - 2713670

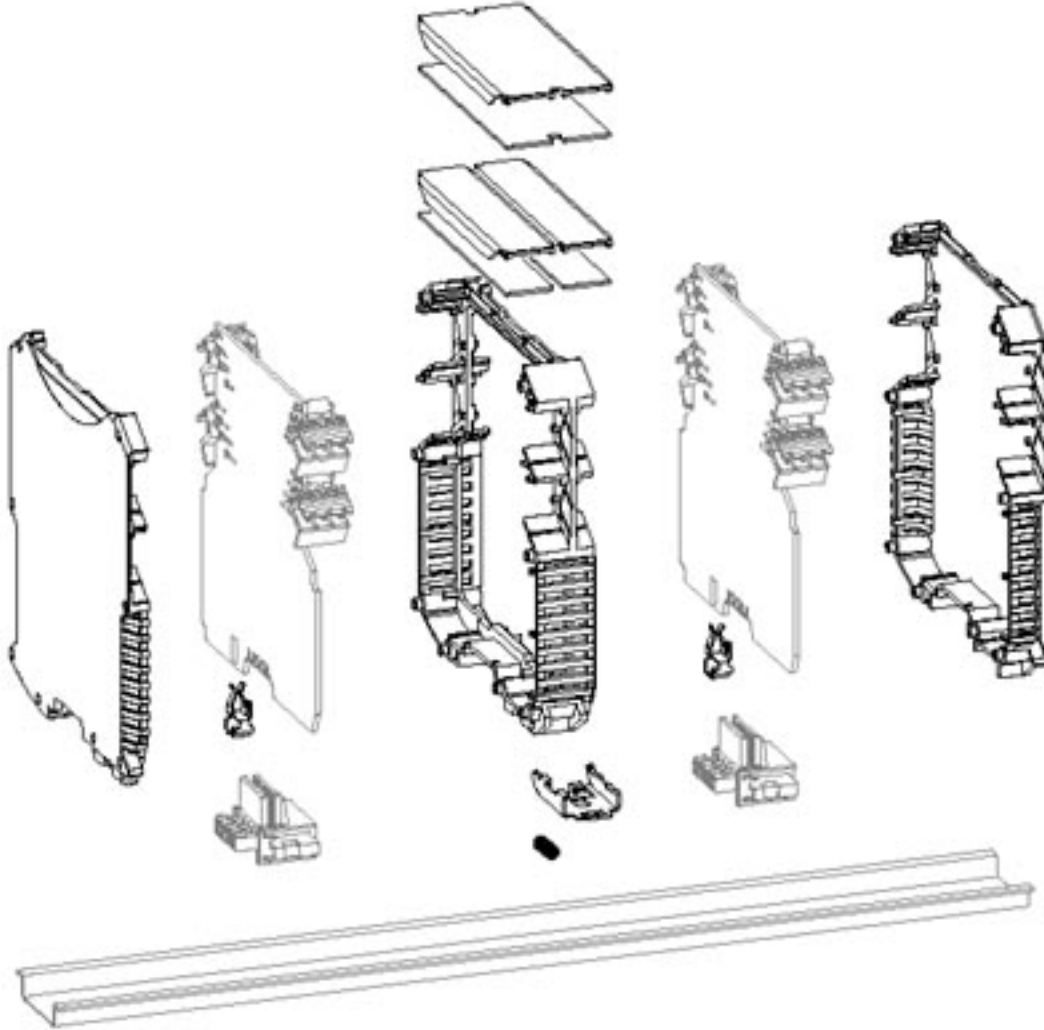
Drilling diagram



Detailed dimensional drawing of the DIN rail connector contact pads

Electronic housing - ME MAX 35 2-2 KMGY - 2713670

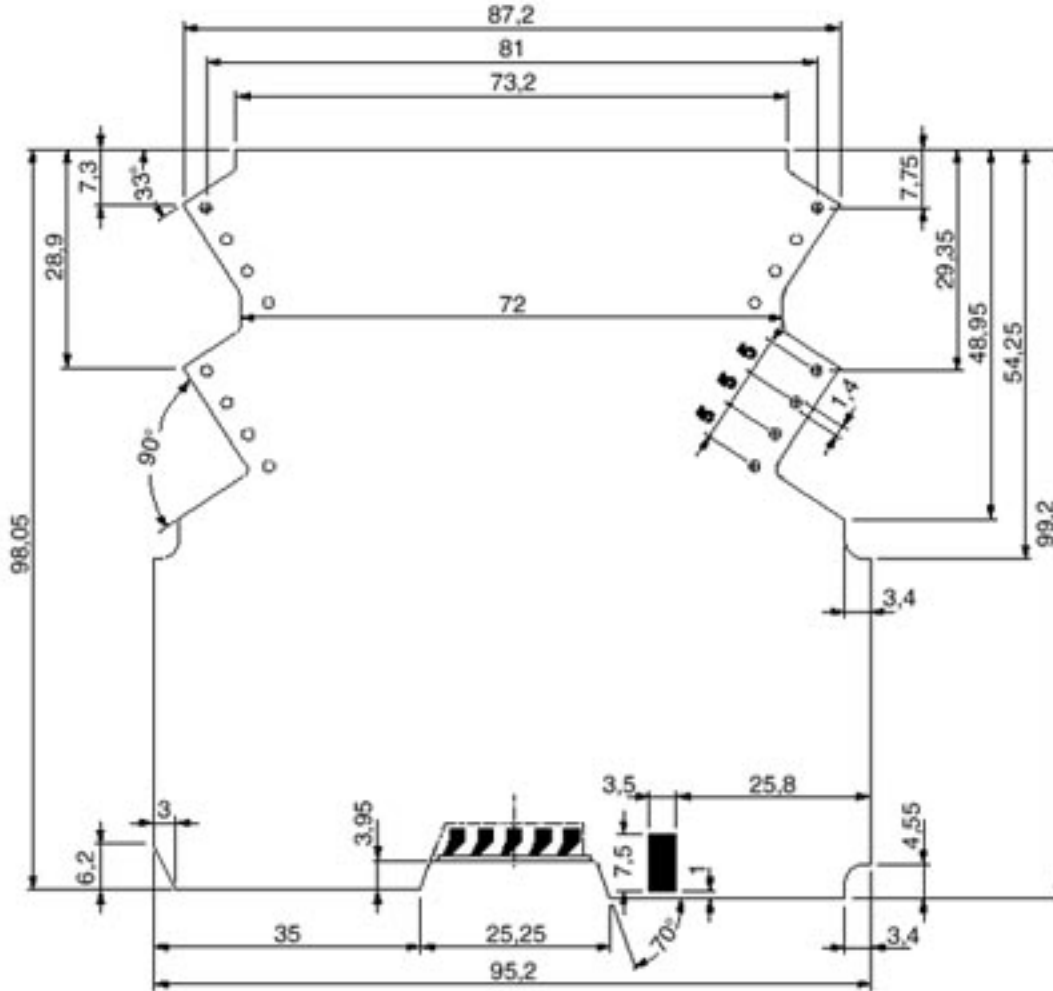
Explosion drawing



The illustration shows a version of the product (open housing) with accessories

Electronic housing - ME MAX 35 2-2 KMGY - 2713670

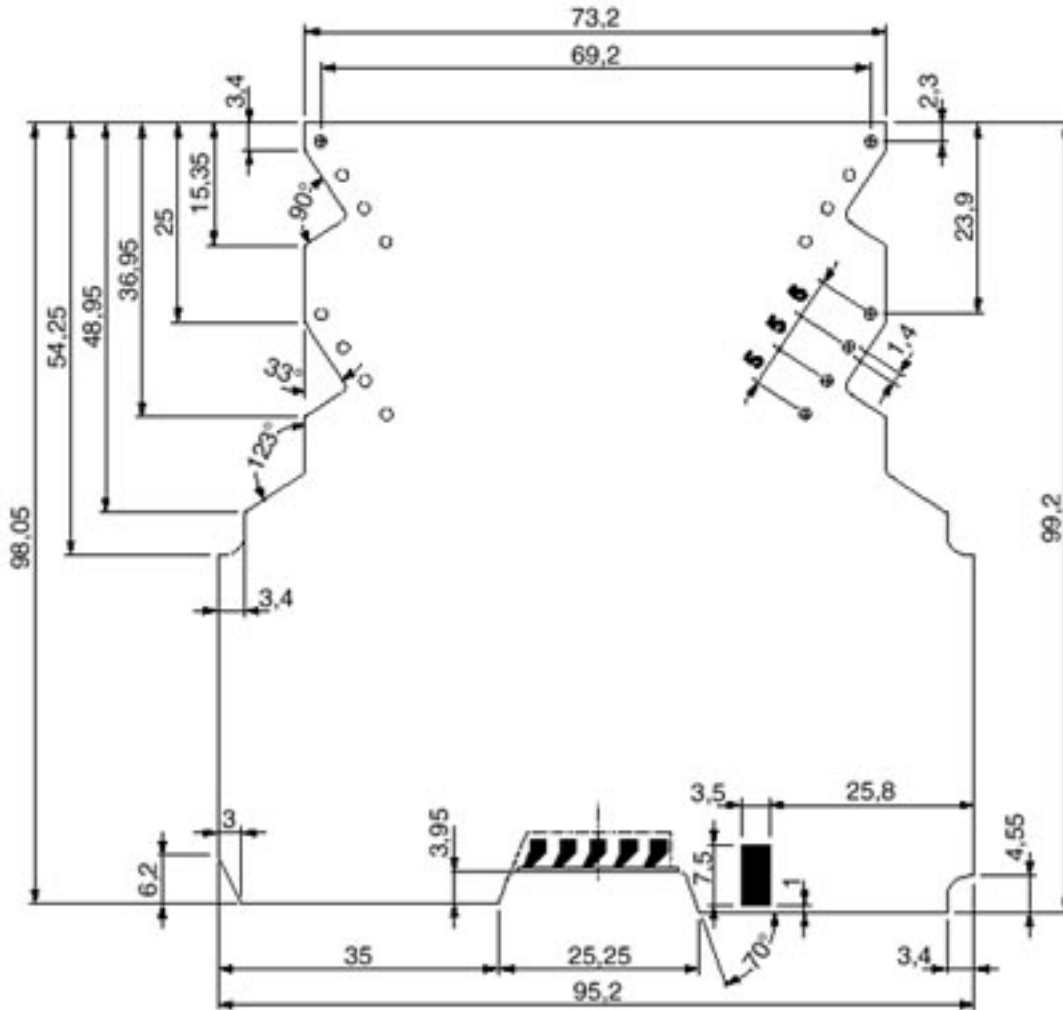
Dimensioned drawing



Dimensional drawing of the ME MAX 2-2 printed circuit board, for printed circuit terminal block connection (MKDSO), view: component side

Electronic housing - ME MAX 35 2-2 KMGY - 2713670

Dimensioned drawing



Dimensional drawing of the ME MAX 2-2 printed circuit board for plug connection (MSTBO), view: component side