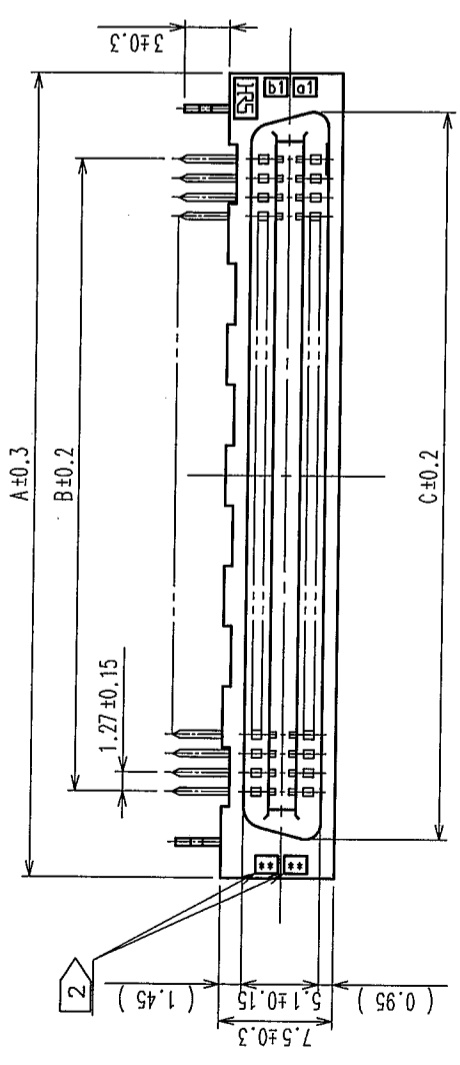
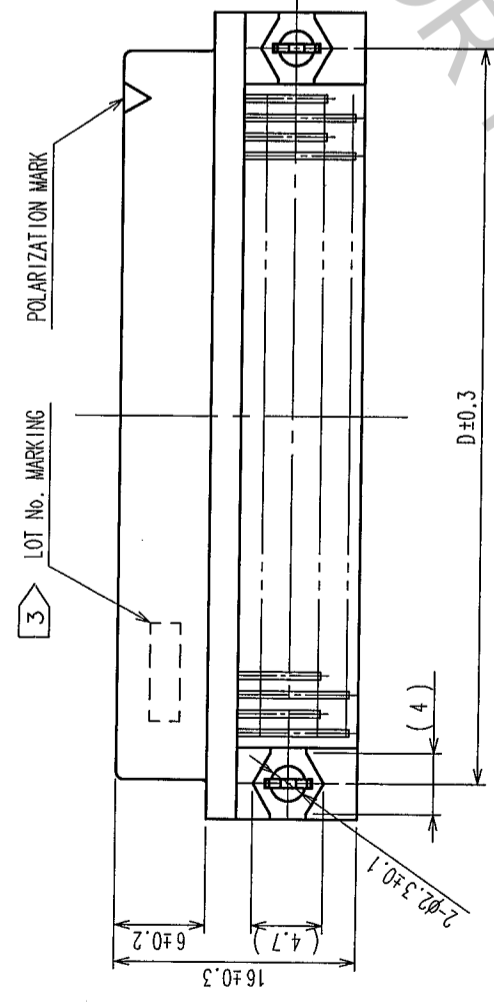
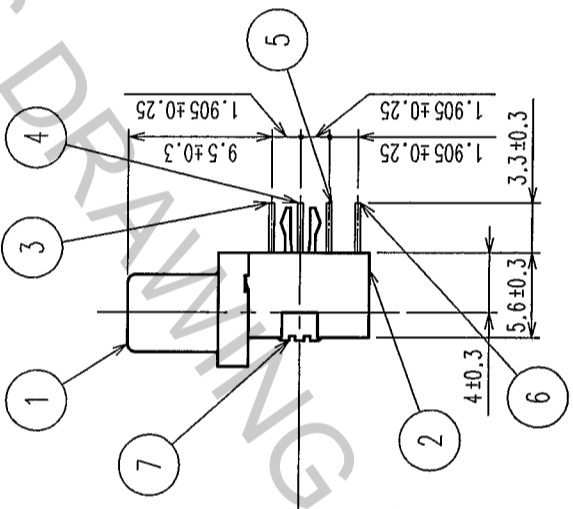
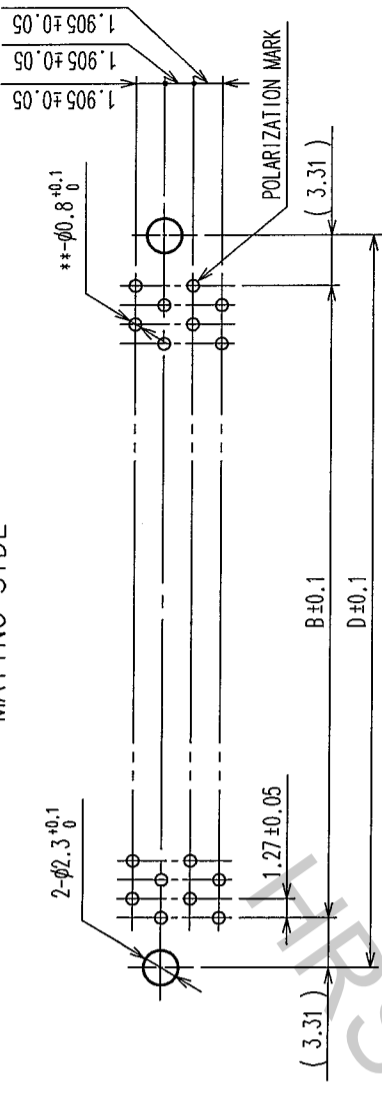


COUNT	DESCRIPTION OF REVISIONS	BY	CHKD	DATE	COUNT	DESCRIPTION OF REVISIONS	BY	CHKD	DATE
△					△				
△					△				
△					△				



MATING SIDE

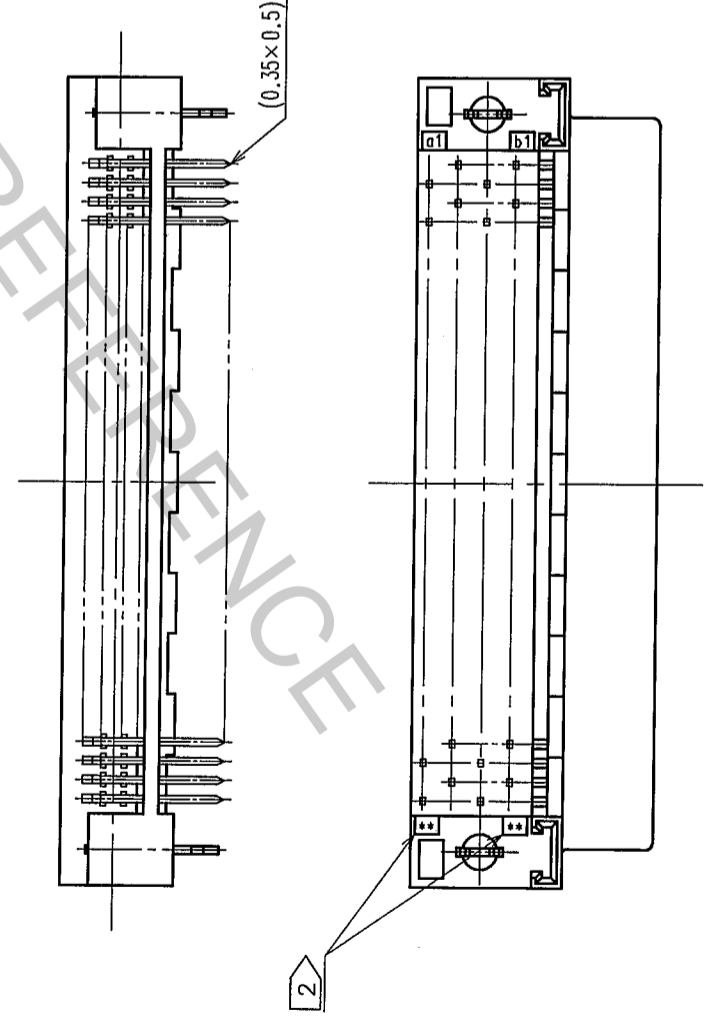


RECOMMENDED PC BOARD HOLE PATTERN (MOUNTING SIDE)

t=1.6

HRS No.	PART No.	1	A	B	C	D	2
CL572-2751-9-71	FX2-20S-1.27DSL(71)	20	22.75	11.43	17.63	18.05	10
CL572-2752-1-71	FX2-32S-1.27DSL(71)	32	30.37	19.05	25.25	25.67	16
CL572-2753-4-71	FX2-40S-1.27DSL(71)	40	35.45	24.13	30.33	30.75	20
CL572-2754-7-71	FX2-52S-1.27DSL(71)	52	43.07	31.75	37.95	38.37	26
CL572-2755-0-71	FX2-60S-1.27DSL(71)	60	48.15	36.83	43.03	43.45	30
CL572-2756-2-71	FX2-68S-1.27DSL(71)	68	53.23	41.91	48.11	48.53	34
CL572-2757-5-71	FX2-80S-1.27DSL(71)	80	60.85	49.53	55.73	56.15	40
CL572-2758-8-71	FX2-100S-1.27DSL(71)	100	73.55	62.23	68.43	68.85	50
CL572-2759-0-71	FX2-120S-1.27DSL(71)	120	86.25	74.93	81.13	81.55	60

NOTE  
 1 NUMBER OF PIN.  
 2 INDICATIONS.  
 3 SURFACE INDICATED LOT NO. SHALL BE OPTIONAL.  
 4 THE DIMENSIONS IN PARENTHESES ARE FOR REFERENCE.



TO	
PCK	

7	PHOSPHOR BRONZE	TIN PLATED	3~6	PHOSPHOR BRONZE	CONTACT AREA: GOLD 0.2μm min
1,2	POLYAMIDE	BLACK UL94V-0			DIP AREA: TIN-PLATING 2μm min
NO.	MATERIAL	FINISH, REMARKS	NO.	MATERIAL	UNDER PLATING: NICKEL 2μm min

CODE NO. (OLD)		DESIGNED	CHECKED	APPROVED	RELEASED
		<i>A. Doi</i>	<i>H. Doi</i>	<i>H. Doi</i>	
		05.03.25	05.03.25	05.03.25	

DRAWING NO.	EDC3-083296-21	PART NO.	FX2-*S-1.27DSL(71)
SCALE	FREE	CODE NO.	
UNITS	MM		

HIROSE ELECTRIC CO., LTD		CL572	1
--------------------------	--	-------	---